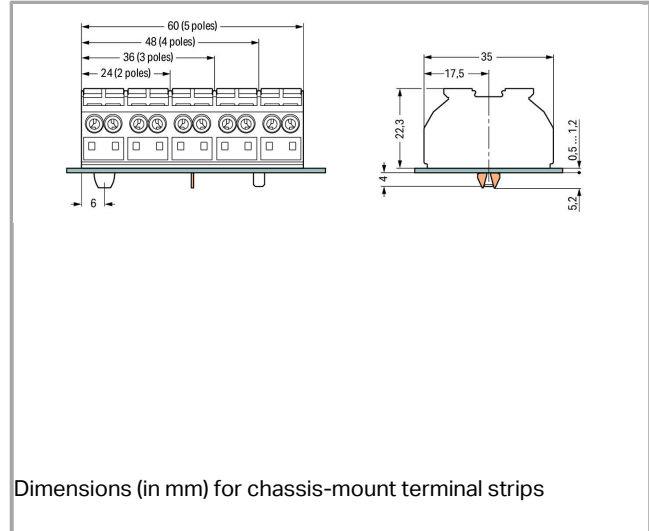


Data sheet | Item number: 862-2694

4-conductor chassis-mount terminal strip; 4-pole; N-PE-L1-L2; without ground contact; 4 mm²



862-2694



RoHS Compliant

[BOMcheck.net](https://www.bomcheck.net)

Color:

Data

Electrical data

Ratings per IEC/EN 60664-1

| | |
|---------------------------------|-------|
| Rated voltage (III / 3) | 500 V |
| Rated impulse voltage (III / 3) | 6 kV |
| Rated current | 32 A |

Connection data

| | |
|--------------------------------------|--|
| Connection technology | Push-in CAGE CLAMP® |
| Actuation type | Operating tool Push-button |
| Connectable conductor materials | Copper |
| Solid conductor | 0.5 ... 4 mm ² / 20 ... 12 AWG |
| Solid conductor, push-in termination | 0.75 ... 4 mm ² / 18 ... 12 AWG |
| Stranded conductor | 0.5 ... 4 mm ² / 20 ... 12 AWG |
| Fine-stranded conductor | 0.5 ... 4 mm ² / 20 ... 12 AWG |

| | |
|--|---|
| Fine-stranded conductor with ferrule with plastic collar | 0.5 ... 2.5 mm ² / 20 ... 12 AWG |
| Strip length | 10 ... 11 mm / 0.39 ... 0.43 inch |
| Note (conductor cross-section) | Depending on the conductor characteristic, a conductor with a smaller cross section can also be inserted via push-in termination. |
| No. of poles | 4 |
| Total number of connection points | 16 |
| Total number of potentials | 4 |
| Type of wiring | Side-entry wiring |

Geometrical Data

| | |
|-------------------------|----------------------|
| Pin spacing | 12 mm / 0.472 inch |
| Width | 48 mm / 1.89 inch |
| Height from the surface | 22.3 mm / 0.878 inch |
| Depth | 35 mm / 1.378 inch |

Mechanical data

| | |
|---------------|-----------------------|
| Mounting type | Snap-in mounting foot |
| Marking | N-PE-L1-L2 |

Material Data



| | |
|-----------|----------|
| Color | white |
| Fire load | 0.505 MJ |
| Weight | 27.286 g |

Commercial data

| | |
|--------------------|---------------|
| Country of origin | DE |
| GTIN | 4044918510332 |
| Customs Tariff No. | 85369010000 |

Approvals / Certificates

Country specific Approvals

| Logo | Approval | Additional Approval Text | Certificate name |
|--|---------------------------------|--------------------------|------------------|
|  | CCA DEKRA Certification B.V. | EN 60947 | NTR NL 6912 |
|  | CCA DEKRA Certification B.V. | EN 60947 | 2146425.01 |



CSA
DEKRA Certification B.V.

C22.2 No. 158

1505030





ENEC 15
UL International Germany GmbH


EN 60998

143856-01

Ship Approvals

| Logo | Approval | Additional Approval Text | Certificate name |
|---|---|--------------------------|------------------|
|  | DNV GL Det Norske Veritas, Germanischer Lloyd | - | TAE00001V2 |
|  | LR Lloyds Register | EN 60947 | 91/20112 (E9) |

UL-Approvals

| Logo | Approval | Additional Approval Text | Certificate name |
|--|--|--------------------------|-------------------|
|  | UL UL International Germany GmbH | UL 1059 | E45172 sec. 39 |

Compatible products

Jumper



Item no.: 862-482
Comb-style jumper bar; for conductor entry; insulated; terminated conductor entry

862-482

tools



Item no.: 210-720
Operating tool with partially insulated shaft; Type 2, blade (3.5 x 0.5) mm

210-720

ferrule










Item no.: 216-141
Ferrule; Sleeve for 0.5 mm² / 20 AWG; uninsulated; electro-tin plated; electrolytic copper; gastight crimped; acc. to DIN 46228, Part 1/08.92





216-141

Item no.: 216-142
Ferrule; Sleeve for 0.75 mm² / 18 AWG; uninsulated; electro-tin plated; electrolytic copper; gastight

216-142

| | | |
|---|---|---------|
|  | crimped; acc. to DIN 46228, Part 1/08.92 | |
|  | Item no.: 216-143 Ferrule; Sleeve for 1 mm ² / AWG 18; uninsulated; electro-tin plated; electrolytic copper; gastight crimped; acc. to DIN 46228, Part 1/08.92 | 216-143 |
|  | Item no.: 216-144 Ferrule; Sleeve for 1.5 mm ² / AWG 16; uninsulated; electro-tin plated; electrolytic copper; gastight crimped; acc. to DIN 46228, Part 1/08.92 | 216-144 |
|  | Item no.: 216-241 Ferrule; Sleeve for 0.5 mm ² / 20 AWG; insulated; electro-tin plated; electrolytic copper; gastight crimped; acc. to DIN 46228, Part 4/09.90 | 216-241 |
|  | Item no.: 216-242 Ferrule; Sleeve for 0.75 mm ² / 18 AWG; insulated; electro-tin plated; electrolytic copper; gastight crimped; acc. to DIN 46228, Part 4/09.90 | 216-242 |
|  | Item no.: 216-243 Ferrule; Sleeve for 1 mm ² / AWG 18; insulated; electro-tin plated; electrolytic copper; gastight crimped; acc. to DIN 46228, Part 4/09.90 | 216-243 |
|  | Item no.: 216-244 Ferrule; Sleeve for 1.5 mm ² / AWG 16; insulated; electro-tin plated; electrolytic copper; gastight crimped; acc. to DIN 46228, Part 4/09.90 | 216-244 |

Marking accessories

| | | |
|--|--|---------|
|  | Item no.: 709-177 Marking strips; on reel; 7.5 mm wide; not stretchable; plain; snap-on type | 709-177 |
|  | Item no.: 709-178 Marking strips; on reel; 7.5 mm wide; not stretchable; plain; snap-on type | 709-178 |
| check | | |
|  | Item no.: 210-136 Test plug; 2 mm Ø; with 500 mm cable | 210-136 |
|  | Item no.: 210-137 Test plug; 2.3 mm Ø; with 500 mm cable | 210-137 |

Downloads**Documentation****Bid Text**

| | | |
|----------|----------------|----------|
| 862-2694 | doc 25.6 kB | Download |
|----------|----------------|----------|

Additional Information

| | |
|---------------|----------|
| pdf 2.1 MB | Download |
|---------------|----------|

CAD/CAE - Smart Data**CAD data**

| | | |
|----------------------|-----|----------|
| 3D Download 862-2694 | URL | Download |
|----------------------|-----|----------|



Subject to changes.